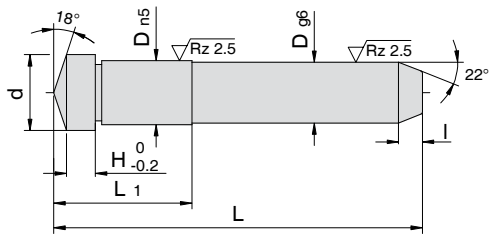


Угловая колонка со скосом

Материал: 1.7139 закаленная 700HV

IPWC


Номер	d	H	l	L1	D	L
IPWC 10x40	12	2	4	13	10	40
IPWC 10x60						60
IPWC 10x80						80
IPWC 10x100						100
IPWC 10x120						120
IPWC 12x60	15	3	5	17	12	60
IPWC 12x80						80
IPWC 12x100						100
IPWC 12x120						120
IPWC 12x140						140
IPWC 12x160	160					
IPWC 14x60	17	3	5	17	14	60
IPWC 14x80						80
IPWC 14x100						100
IPWC 14x120						120
IPWC 14x140						140
IPWC 14x160	160					
IPWC 16x60	19	3	5	22	16	60
IPWC 16x80						80
IPWC 16x100						100
IPWC 16x120						120
IPWC 16x140						140
IPWC 16x160	160					
IPWC 16x180	180					
IPWC 16x200	200					
IPWC 18x60	21	3	7	22	18	60
IPWC 18x80						80
IPWC 18x100						100
IPWC 18x120						120
IPWC 18x140						140
IPWC 18x160	160					
IPWC 18x180	180					
IPWC 18x200	200					
IPWC 18x220	220					
IPWC 18x240	240					
IPWC 20x80	23	4	7	22	20	80
IPWC 20x100						100
IPWC 20x120						120
IPWC 20x140						140
IPWC 20x160						160
IPWC 20x180	180					
IPWC 20x200	200					
IPWC 20x220	220					
IPWC 20x240	240					
IPWC 22x60	25	4	7	27	22	60
IPWC 22x80						80
IPWC 22x100						100
IPWC 22x120						120
IPWC 22x140						140
IPWC 22x160	160					
IPWC 22x180	180					
IPWC 22x200	200					
IPWC 22x220	220					
IPWC 22x240	240					



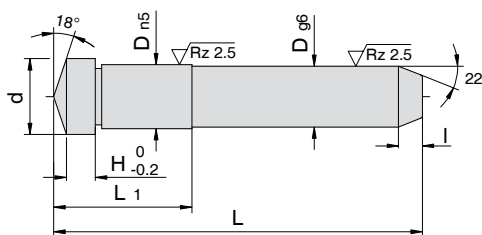
Прочие компоненты

Дистрибьютор DME в России ООО "Система" +7 (495) 199-14-51 www.system.com.ru

IPWC

Угловая колонка со скосом

Материал: 1.7139 закаленная 700HV

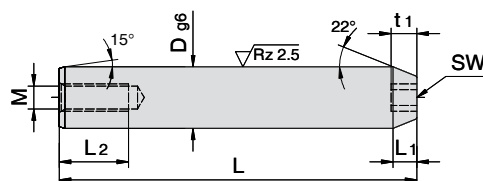


Номер	d	H	l	L1	D	L
IPWC 24x80	27	4	7	27	24	80
IPWC 24x100						100
IPWC 24x120						120
IPWC 24x140						140
IPWC 24x160						160
IPWC 24x180						180
IPWC 24x200						200
IPWC 24x220						220
IPWC 24x240						240
IPWC 24x280						280
IPWC 30x100	35	5	7	36	30	100
IPWC 30x120						120
IPWC 30x140						140
IPWC 30x160						160
IPWC 30x180						180
IPWC 30x200						200
IPWC 30x220						220
IPWC 30x240						240
IPWC 30x280						280
IPWC 30x320						320
IPWC 30x360	360					

IPNH

Колонка со скосом гладкая

Материал: 1.7139 закаленная 700HV



Номер	M	L2	L1	SW	t1	D	L
IPNH 8x40	5	10	2,3	4	4	8	40
IPNH 8x60							60
IPNH 8x80							80
IPNH 8x100							100
IPNH 10x40	6	10	4	4	4	10	40
IPNH 10x60							60
IPNH 10x80							80
IPNH 10x100							100
IPNH 10x120	6	10	5	5	5	12	120
IPNH 12x60							60
IPNH 12x80							80
IPNH 12x100							100
IPNH 12x120	6	10	5	5	5	12	120
IPNH 12x140							140
IPNH 12x160							160

CAD reference point